



PRODUCT CATAGORY

FENCING GLASS PANELS

www.grandglass.co.nz

Grand Glass Limited

Grand Glass & Hardware Ltd specializes in delivering premium glass products and services at competitive prices. Our extensive range includes glass balustrades, pool fences, and shower products designed to meet diverse customer needs. With the convenience of New Zealand's first online glass shop, we ensure nationwide accessibility for homeowners, installers, and resellers. Additionally, our in-house installation team stands ready to serve customers in the Auckland region, providing expert installation services.



Category

1. Glass Panels - 12mm Fencing Glass Panels

1.1 GGH 1000s Glass Series	...03
1.2 GGH 1200s Glass Series	...04
1.3 GGH 1260s Glass Series	...05
1.4 Gate and Hinge Glass Series	...06

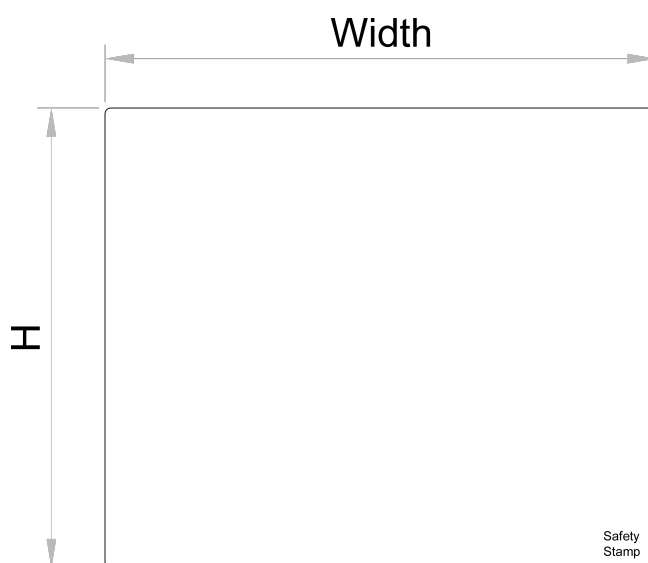
1.1 GGH 1000s Glass Series

* All glass panel below is 12mm clear toughend glass. For more information, please contact us.

Code	H	W
1000S-0800	1000	800
1000S-0850	1000	850
1000S-0900	1000	900
1000S-0950	1000	950
1000S-1000	1000	1000
1000S-1050	1000	1050
1000S-1100	1000	1100
1000S-1150	1000	1150
1000S-1200	1000	1200
1000S-1250	1000	1250
1000S-1300	1000	1300
1000S-1350	1000	1350
1000S-1400	1000	1400
1000S-1450	1000	1450
1000S-1500	1000	1500
1000S-1550	1000	1550
1000S-1600	1000	1600
1000S-1650	1000	1650
1000S-1700	1000	1700
1000S-1750	1000	1750
1000S-1800	1000	1800
1000S-1850	1000	1850
1000S-1900	1000	1900
1000S-1950	1000	1950
1000S-2000	1000	2000

Note:

1. All glass panels comply to AU/NZ standard.
2. 2mm radius safety corner.
3. 15 years warranty for all glass panels.
4. Safety stamp on the corner of every panel.



1000S Series

* Glass Panel Specification.

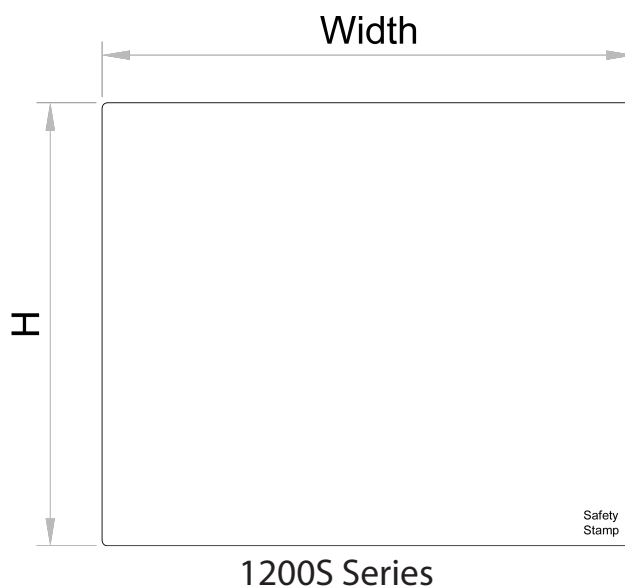
1.2 GGH 1200S Glass Series

* All glass panel below is 12mm clear toughend glass. For more information, please contact us.

Code	H	W
1200S-0500	1200	500
1200S-0600	1200	600
1200S-0700	1200	700
1200S-0800	1200	800
1200S-0850	1200	850
1200S-0900	1200	600
1200S-0950	1200	950
1200S-1000	1200	1000
1200S-1050	1200	1050
1200S-1100	1200	1100
1200S-1150	1200	1150
1200S-1200	1200	1200
1200S-1250	1200	1250
1200S-1300	1200	1300
1200S-1350	1200	1350
1200S-1400	1200	1400
1200S-1450	1200	1450
1200S-1500	1200	1500
1200S-1550	1200	1550
1200S-1600	1200	1600
1200S-1650	1200	1650
1200S-1700	1200	1700
1200S-1750	1200	1750
1200S-1800	1200	1800
1200S-1850	1200	1850
1200S-1900	1200	1900
1200S-1950	1200	1950
1200S-2000	1200	2000

Note:

1. All glass panels comply to AU/NZ standard.
2. 2mm radius safety corner.
3. 15 years warranty for all glass panels.
4. Safety stamp on the corner of every panel.



* Glass Panel Specification.

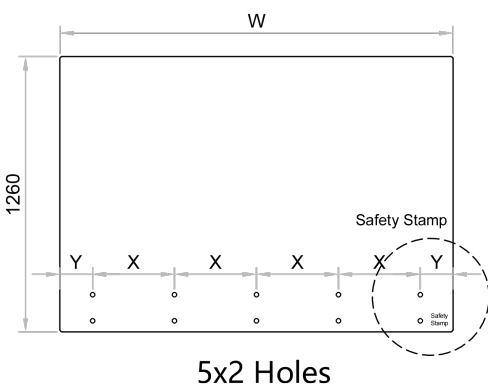
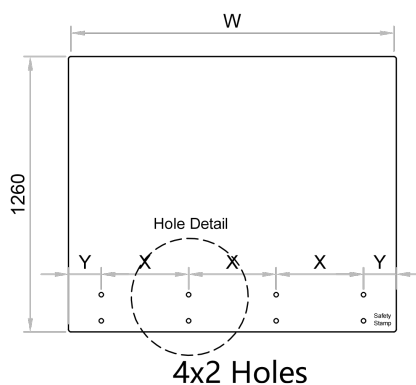
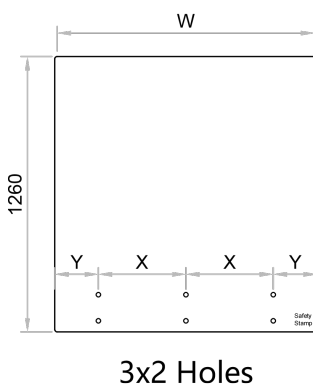
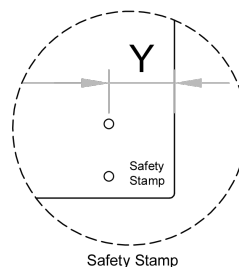
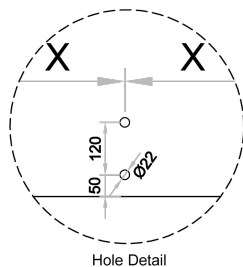
1.3 GGH 1260H Glass Series

* All glass panel below is 12mm clear toughend glass. For more information, please contact us.

Code	W	X	Y	Holes
1260S-0800	800	400	200	2x2
1260S-0850	850	225	400	2x2
1260S-0900	900	330	120	3x2
1260S-0950	950	330	125	3x2
1260S-1000	1000	360	140	3x2
1260S-1050	1050	380	145	3x2
1260S-1100	1100	380	170	3x2
1260S-1150	1150	390	185	3x2
1260S-1200	1200	400	200	3x2
1260S-1250	1250	400	225	3x2
1260S-1300	1300	350	125	4x2
1260S-1350	1350	360	135	4x2
1260S-1400	1400	370	145	4x2
1260S-1450	1450	380	155	4x2
1260S-1500	1500	390	165	4x2
1260S-1550	1550	400	175	4x2
1260S-1600	1600	400	200	4x2
1260S-1650	1650	400	225	4x2
1260S-1700	1700	360	130	5x2
1260S-1750	1750	370	135	5x2
1260S-1800	1800	370	160	5x2

Note:

1. All glass panels comply to AU/NZ standard.
2. 2mm radius safety corner.
3. 15 years warranty for all glass panels.
4. Ø22mm holes.
5. Safety stamp on the corner of every panel.



1260S Series

* Glass Panel Specification.

1.4 Gate & Hinge Glass Series

* All glass panel below is 12mm clear toughend glass. For more information, please contact us.

1.4.1 Hinge Glass Panel

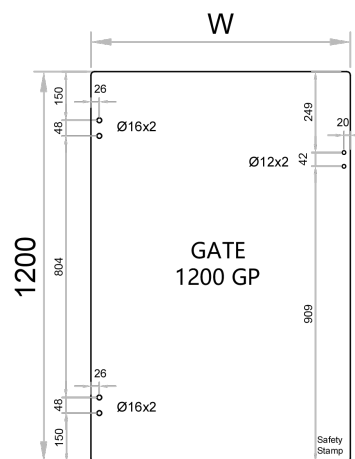
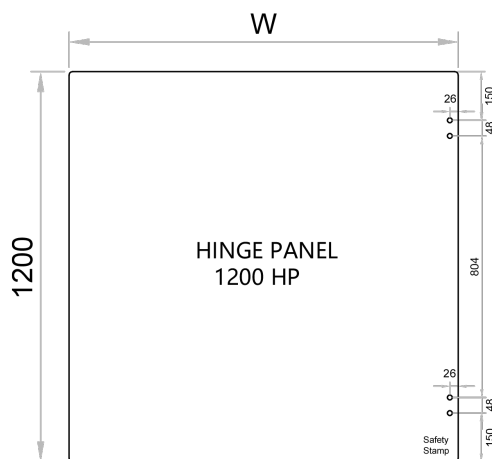
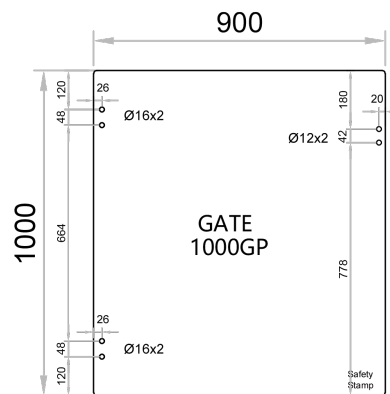
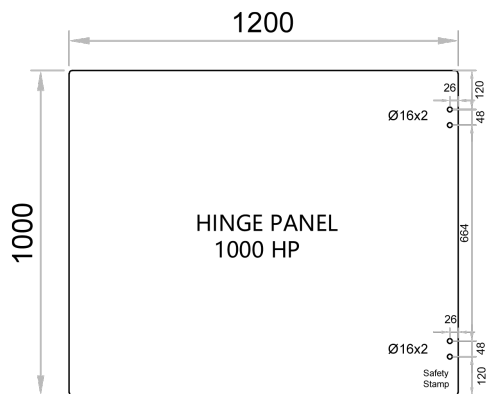
Code	H	W	Holes
1000HP-1200	1000	1200	Ø16x4
1200HP-1200	1200	1200	Ø16x4
1200HP-1400	1200	1400	Ø16x4
1200HP-1600	1200	1600	Ø16x4

Note:

1. All glass panels comply to AU/NZ standard.
2. 2mm radius safety corner.
3. 15 years warranty for all glass panels.
4. Safety stamp on the corner of every panel.

1.4.2 Gate Glass Panel

Code	H	W	Holes
1000GP-0900	1000	900	Ø16x4, Ø12x2
1200GP-0800	1200	800	Ø16x4, Ø12x2
1200GP-0850	1200	850	Ø16x4, Ø12x2



Hinge and Gate Series

* Glass Panel Specification.



Get in Touch

Email: sales@grandglass.co.nz

Web: www.grandglass.co.nz

Ph: 09 478 9778

18 Parkway Drive, Rosedale, Auckland.

